

Psinergy Intro Class on the **Human Biofield** *ALWAYS FREE*

“The photon generating dna wave propogating electrical homeostasis facilitating body part formerly known as the ‘aura’ is 80% of the Immune System and 40-60% of the Endocrine system.”

Biophotons as defined in NIH :

[Int J Yoga](#). 2017 May-Aug; 10(2): 57–58.

doi: [10.4103/ijoy.IJOY 18 17](#)

PMCID: PMC5433113

PMID: [28546674](#)

Biophotons as Subtle Energy Carriers

In the tangible domain, two subtle energy carriers come to mind: biophotons and bioelectrons. **Biophotons are photons (light particles) that are generated within the body, and these could be measured as they emanate from the skin.** Similarly, bioelectrons are available from within the body; these are measured in instruments such as electro-photonic imaging. This aspect will be taken in a later presentation.

Making an Energy Ball - SATURDAY

- Projection of a pattern = Ball
 - Generate energy for the projection
 - Begin the Flow of energy into the projection
 - Balance the energy around the projection
- Begin to generate the field
- Stabilize by adjusting the energy
- Flux field into a different projection, which changes the pattern

Balancing Chakras – center and focus/har alein

Subtle Bodies or 4 layer clearing (physical, emotional, mental and spiritual ongoing)

One on one field theory – near another body field theory (near field effect in RF)

Group field

Phasing in and out (walking physically near until your biofield picks up on the body)

Partner to partner energy ball exchange

Personal shield, block effect shield & shunt

“Energy not used in creation inevitably will lead to destructive behavior. The font of creativity is inherent within human souls.”

The creation process can be painful. The satisfaction comes when creativity is complete.

YOU HAVE TO BELIEVE IN IEEE 802.15.4 and the NIH since 2015 & 1924 measuring the human bio electric field at its scalar levels as well as the whole of the electrical field of the human body to regard the full electrical homeostasis of an organism in preparation for morphology and transhumanism.

You have to believe in drone warfare.

You have to believe in electromagnetic warfare.

You have to believe in your common sense again and regard the world as what it is: a world built to abscond with a body part from your knowledge at every vector of human existence, vocation and association in order to participate in the pseudo sciences built to insulate a human body part from the larger academic and scientific environments most people are allowed into. Then you must keep the secret of the body part by participating in horror filled rituals, whether in college or at work or on the side and inside these ritual you bring harm to anyone who would speak about the body part or how it works with wireless technology to anyone and call it rosicrucianism or some other masonic handle.

It's still the human biofield connecting through the wireless or naturally at the quantum level through our own biofield and then calling it magic and executing wireless bio electric biological mrna weapons in order to endogenously stimulate a cellular reaction that eventually spreads body wide through the same intra cellular networks morphogenetic biologists study and manipulate.

You have to believe in yourself and your own body part and stop believing you shit ham sandwiches.

You have to believe Raytheon, Northrup Gruman, Android and even Verizon all work jobs that regard your body as NODE on a BODY AREA NETWORK. (Wikipedia, ieee 802.15.6 for WBAN = wide body area network).

They did not offer a new technology. They digitally bound up the human electrical homeostasis known as the biofield, formerly known as the aura into a series of soft robotics, dna analyte biosensors and crafted libraries for database curation and labeling, sold them to Department of Defense vendor companies for years and continue issuing software to anyone who wishes to utilize it for biological electronic weaponry on the same wireless systems as our cell phones and call it havanna syndrome, targeted individuals, or just call you crazy and take your property and vocation by assassinating your character OR you arkancide style.

They get paychecks for doing all of this every day and until we as individuals start being accountable to our own body parts, there is no way to hold the other humans among us accountable and their level of violence and hostility is escalating, not abating.

Mark 5:36

Amen.

Supervised Machine Learning Algorithms for Bioelectromagnetics: Prediction Models and Feature Selection Techniques Using Data from Weak Radiofrequency Radiation Effect on Human and Animals Cells

Department of Electrical and Electronic Engineering, The University of Melbourne, Parkville, VIC 3010, Australia

Int. J. Environ. Res. Public Health **2020**, *17*(12), 4595; <https://doi.org/10.3390/ijerph17124595>

Received: 31 March 2020 / Revised: 10 June 2020 / Accepted: 18 June 2020 / Published: 26 June 2020

(This article belongs to the Special Issue [Machine Learning, Stochastic Modelling and Applied Statistics for EMF Exposure Assessment](#))

Abstract

The emergence of **new technologies to incorporate and analyze data with high-performance computing has expanded our capability to accurately predict any incident.** Supervised Machine learning (ML) can be utilized for a fast and consistent prediction, and to obtain the underlying pattern of the data better. We develop a prediction strategy, for the first time, using supervised ML to observe the possible impact of **weak radiofrequency electromagnetic field (RF-EMF) on human and animal cells without performing in-vitro laboratory experiments.** We extracted laboratory experimental data from 300 peer-reviewed scientific publications (1990–2015) describing 1127 experimental case studies of human and animal cells response to RF-EMF. We used domain knowledge, Principal Component Analysis (PCA), and the Chi-squared feature selection techniques to select six optimal features for computation and cost-efficiency. We then develop grouping or clustering strategies to allocate these selected features into five different laboratory experiment scenarios. The dataset has been tested with ten different classifiers, and the outputs are estimated using the k-fold cross-validation method. The assessment of a classifier's prediction performance is critical for assessing its suitability. Hence, a detailed comparison of the percentage of the model accuracy (PCC), Root Mean Squared Error (RMSE), precision, sensitivity (recall), $1 - \text{specificity}$, Area under the ROC Curve (AUC), and precision-recall (PRC Area) for each classification method were observed. Our findings suggest that the Random Forest algorithm exceeds in all groups in terms of all performance measures and shows $\text{AUC} = 0.903$ where $k\text{-fold} = 60$. A robust correlation was observed in the **specific absorption rate (SAR) with frequency and cumulative effect or exposure time** with $\text{SAR} \times \text{time}$ (impact of accumulated SAR within the exposure time) of RF-EMF. In contrast, the relationship between frequency and exposure time was not significant. In future, with more experimental data, the sample size can be increased, leading to more accurate work.

Keywords:

RF-EMF exposure assessment; machine learning; supervised
learning; Bioelectromagnetics; human and animal cells; in-vitro studies

REFERENCE ON THE INTERNET IS FROM MDPI – JOURNAL OF ENVIRONMENTAL RESEARCH AND PUBLIC HEALTH

[Journals](#)

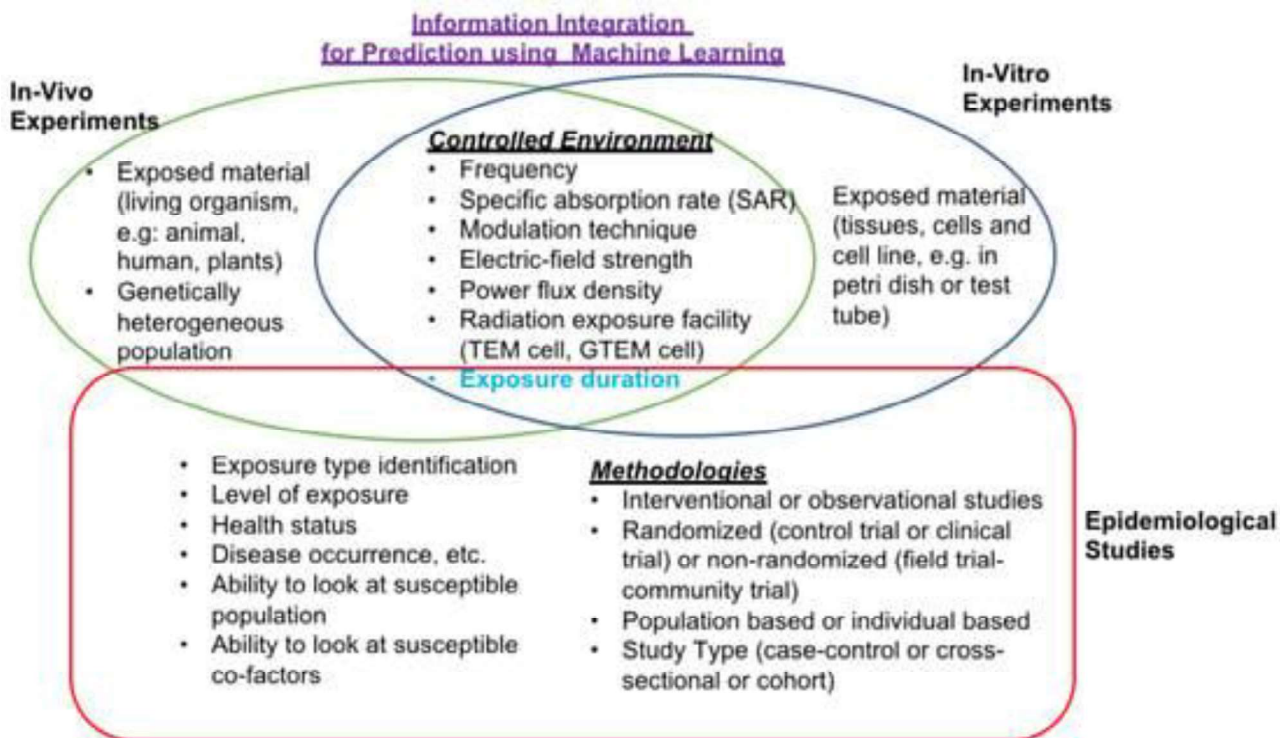
[IJERPH](#)

[Volume 17](#)

[Issue 12](#)

[10.3390/ijerph17124595](https://doi.org/10.3390/ijerph17124595)

<https://www.mdpi.com/1660-4601/17/12/4595>



The ten supervised ML algorithms that were used for this analysis are ([Table A1 in Appendix A](#)): Random Forest, Bagging, J48, Decision Table, BayesNet, k-Nearest Neighbour (kNN), JRip, Support Vector Machine (SVM), Naive Bayes and Logistic Regression, and six different features (species, frequency of RF-EMF, SAR, exposure time, SAR×exposure time, and cellular response (presence or absence)). By applying dimensionally reduction techniques or feature selection methods, six major features were chosen out of all collected features. We removed two features or attributes using (i) domain knowledge, (ii) Principal Component Analysis (PCA), and (iii) the Chi-squared feature selection method. Using these techniques, we aim to gain more profound insights into the features (such as year, species, frequency of weak RF-EMF, SAR, exposure time, SAR×exposure time, and cellular response (presence or absence)) of weak RF-EMF exposure scenarios on human and animal cells. The outputs are estimated using the k-fold cross-validation method for each classifier. The most efficient classifiers have been chosen by considering the prediction accuracy and computation time.

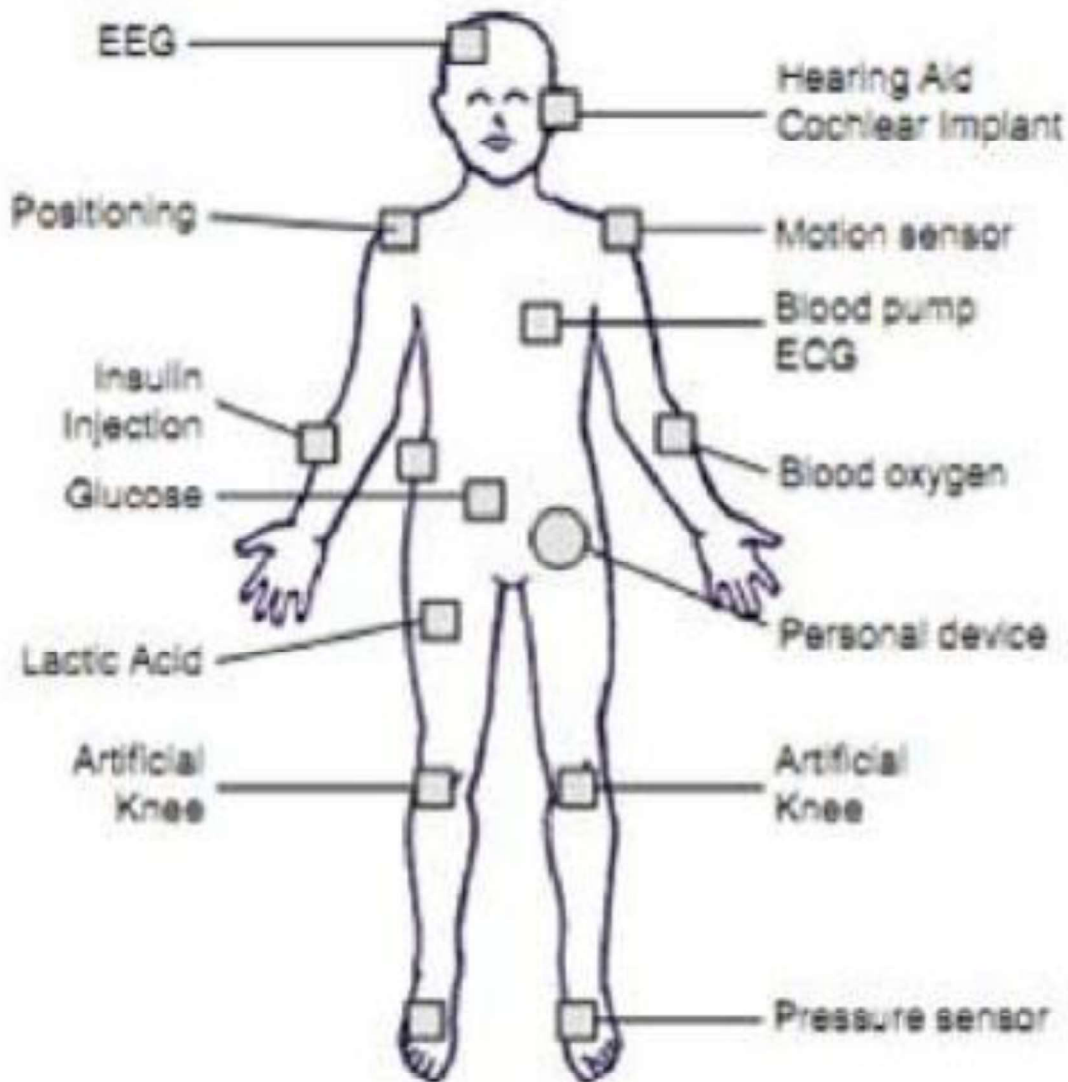
54. Allen, D.M. The Relationship between Variable Selection and Data Augmentation and a Method for Prediction. *Technometrics* **1974**, *16*, 125–127. [[Google Scholar](#)] [[CrossRef](#)]
55. LaRegina, M.; Moros, E.; Pickard, W.; Straube, W.; Baty, J.; Roti, J. The effect of chronic exposure to 835.62 MHz FDMA or 847.74 MHz CDMA radiofrequency radiation on the incidence of spontaneous tumors in rats. *Radiat. Res.* **2003**, *160*, 143–151. [[Google Scholar](#)] [[CrossRef](#)]

References

1. World Health Organization (WHO). *WHO Research Agenda for Radiofrequency Fields*; Technical Report; World Health Organization (WHO): Geneva, Switzerland, 2010. [Google Scholar]

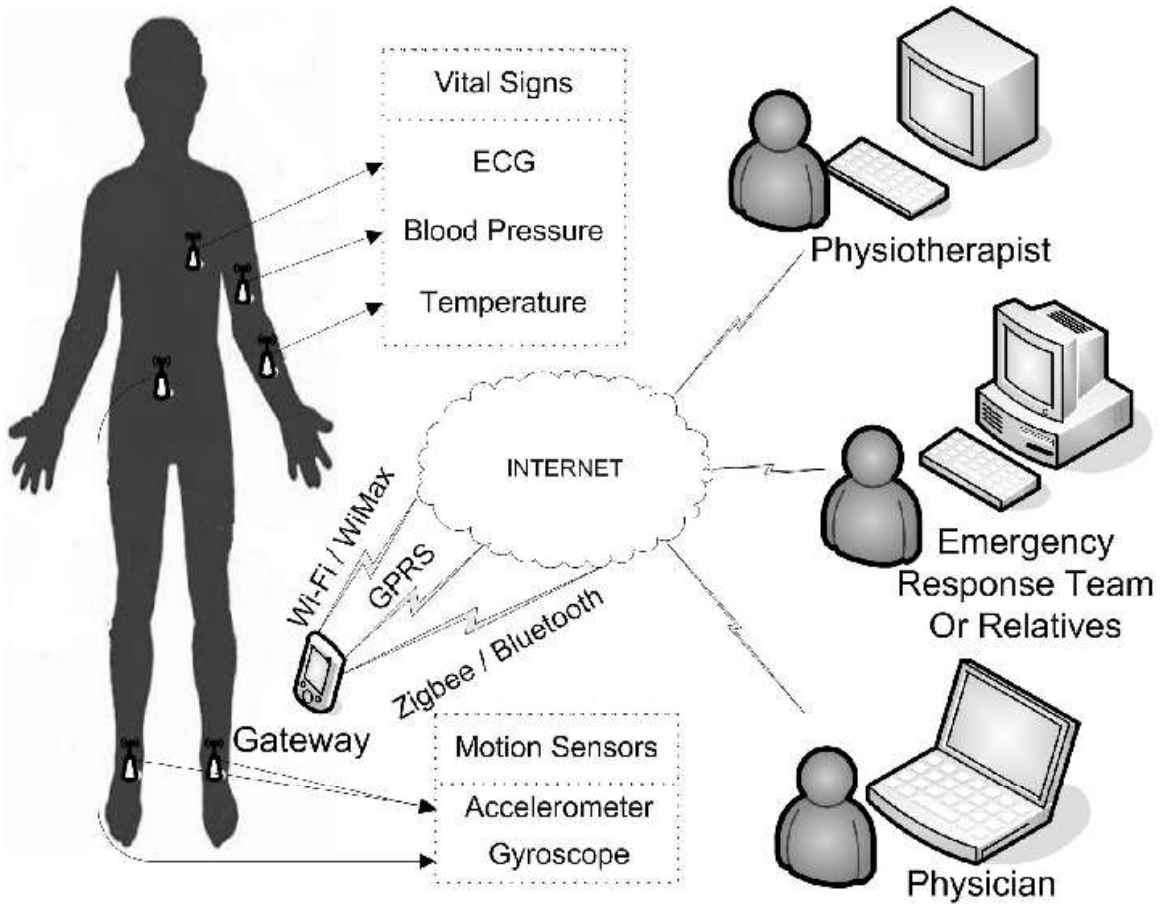
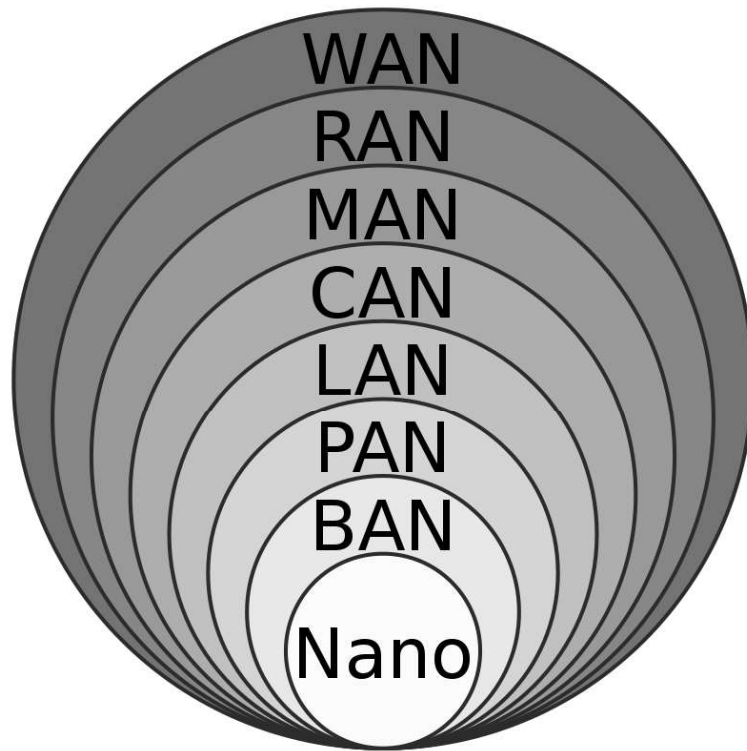
So it's good enough for the WHO back in 2010 and there is 1974 and 2003 from a whole list of references. Why won't you admit to the body part involved with all of these references?

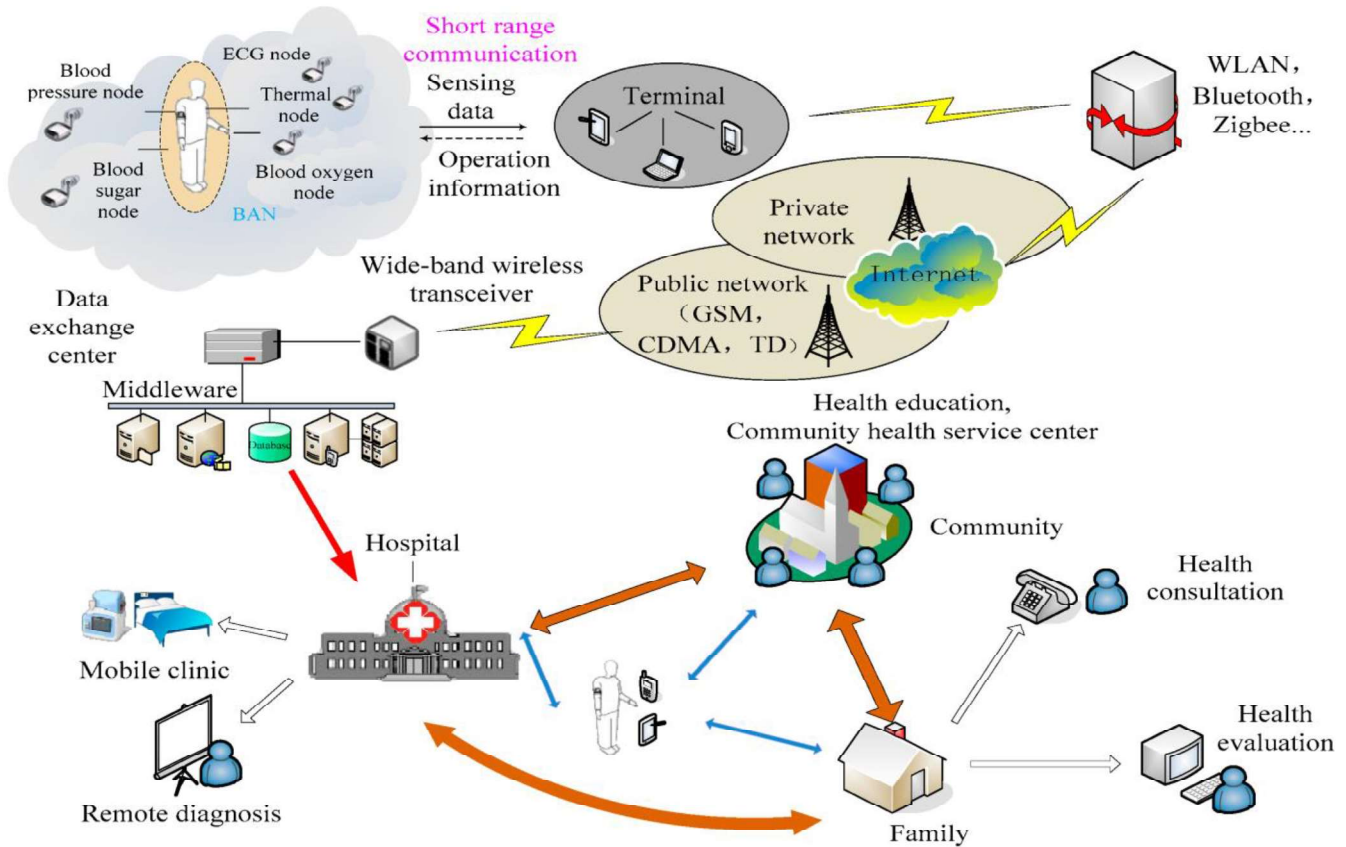
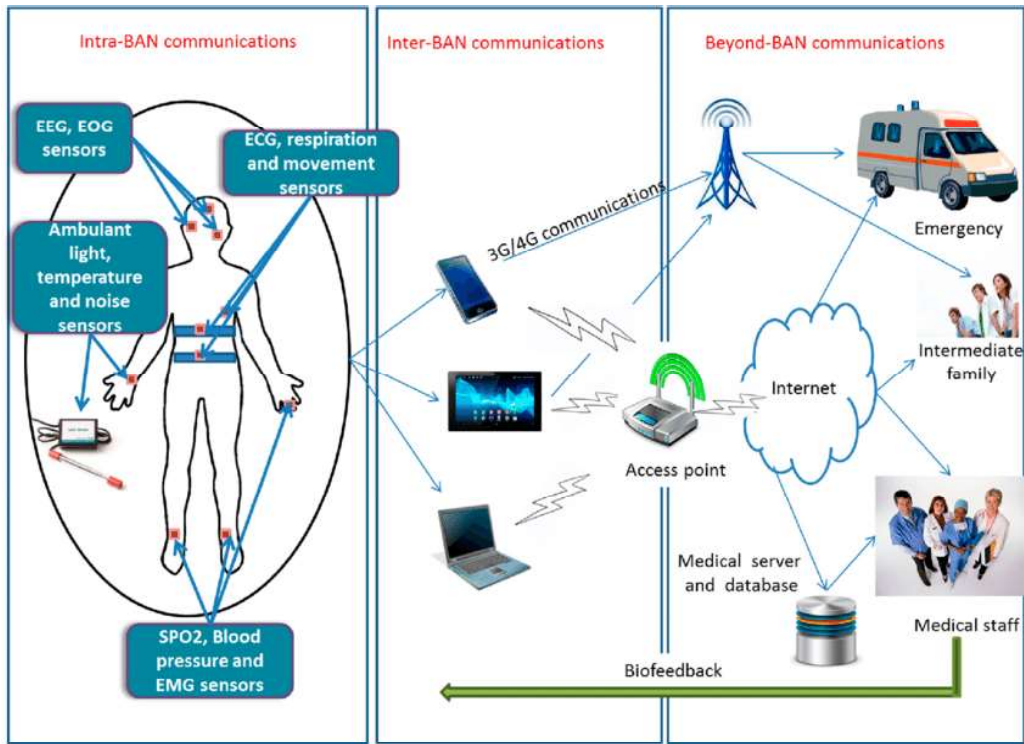
IT'S human body part not your personal antenna .. right?

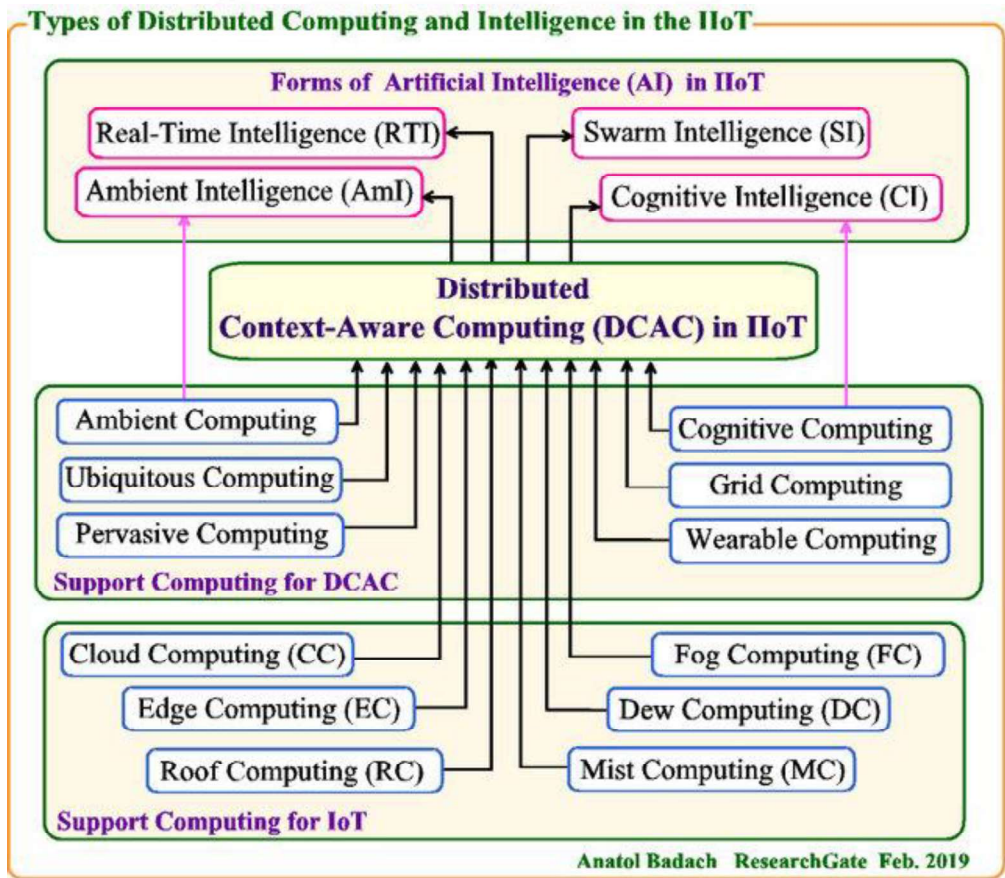
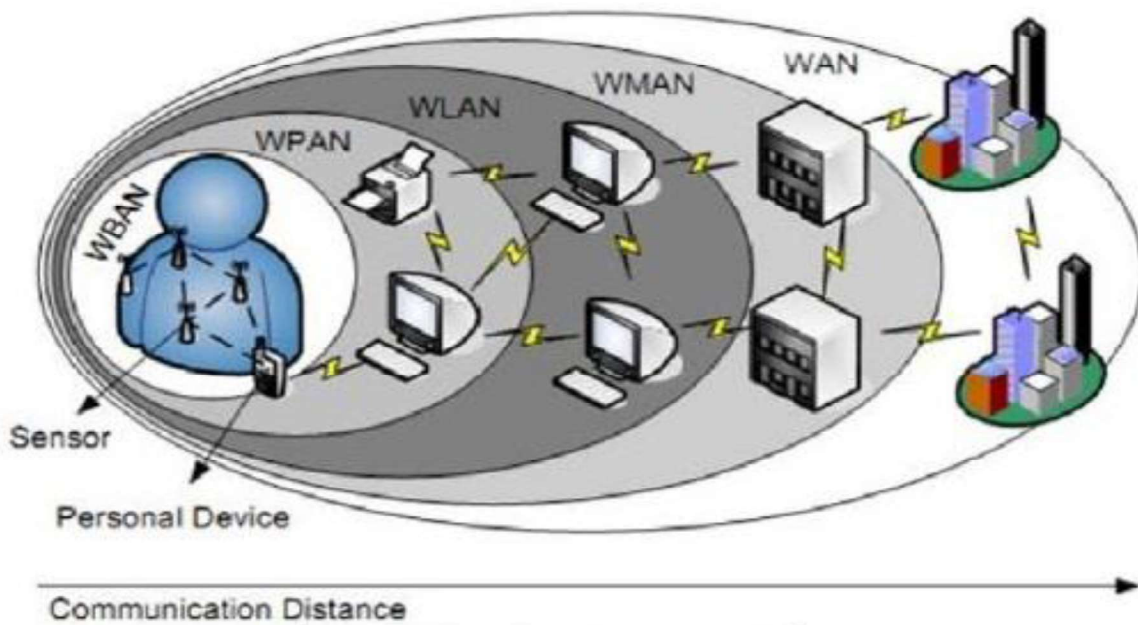


Challenges	Wireless Sensor Network	Wireless Body Area Network
Scale	Monitored environment (meters / kilometers)	Human body (centimeters / meters)
Node Number	Many redundant nodes for wide area coverage	Fewer, limited in space
Result accuracy	Through node redundancy	Through node accuracy and robustness
Node Tasks	Node performs a dedicated task	Node performs multiple tasks
Node Size	Small is preferred, but not important	Small is essential
Network Topology	Very likely to be fixed or static	More variable due to body movement
Data Rates	Most often homogeneous	Most often heterogeneous
Node Replacement	Performed easily, nodes even disposable	Replacement of implanted nodes difficult
Node Lifetime	Several years / months	Several years / months, smaller battery capacity
Power Supply	Accessible and likely to be replaced more easily and frequently	Inaccessible and difficult to be replaced in an implantable setting
Power Demand	Likely to be large, energy supply easier	Likely to be lower, energy supply more difficult
Energy Scavenging Source	Most likely solar and wind power	Most likely motion (vibration) and thermal (body heat)
Biocompatibility	Not a consideration in most applications	A must for implants and some external sensors
Security Level	Lower	Higher, to protect patient information
Impact of Data Loss	Likely to be compensated by redundant nodes	More significant, may require additional measures to ensure QoS and real-time data delivery.
Wireless Technology	Bluetooth, ZigBee, GPRS, WLAN, ...	Low power technology required

Application	Data Rate	Bandwidth	Accuracy
ECG (12 leads)	288 kbps	100-1000 Hz	12 bits
ECG (6 leads)	71 kbps	100-500 Hz	12 bits
EMG	320 kbps	0-10,000 Hz	16 bits
EEG (12 leads)	43.2 kbps	0-150 Hz	12 bits
Blood saturation	16 bps	0-1 Hz	8 bits
Glucose monitoring	1600 bps	0-50 Hz	16 bits
Temperature	120 bps	0-1 Hz	8 bits
Motion sensor	35 kbps	0-500 Hz	12 bits
Cochlear implant	100 kbps	—	—
Artificial retina	50-700 kbps	—	—
Audio	1 Mbps	—	—
Voice	50-100 kbps	—	—







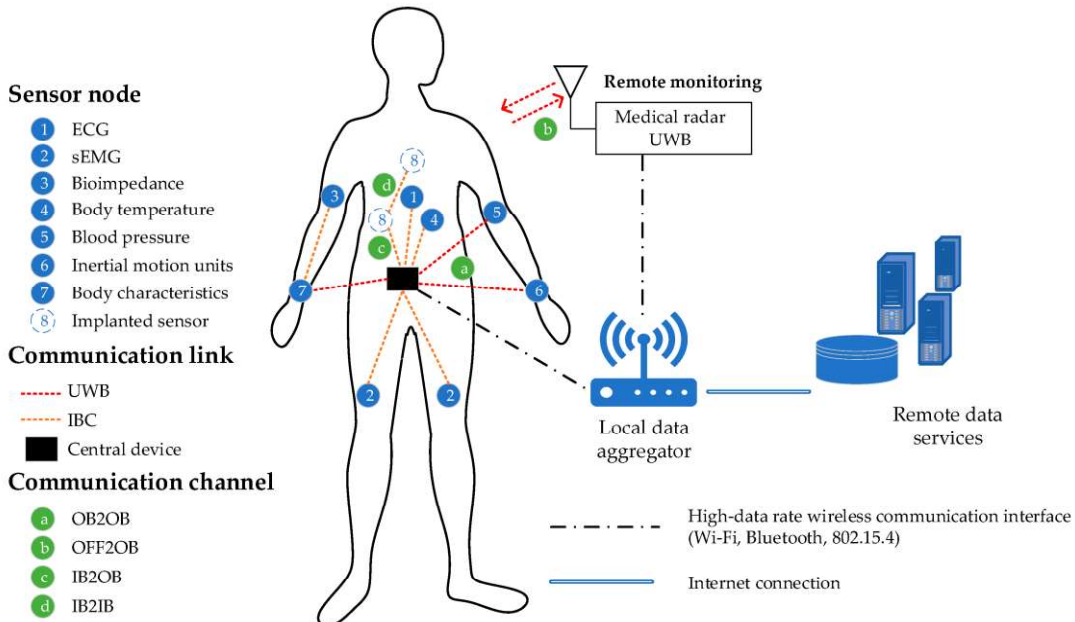
Improving Personal Health Device Communications Through Consensus Building

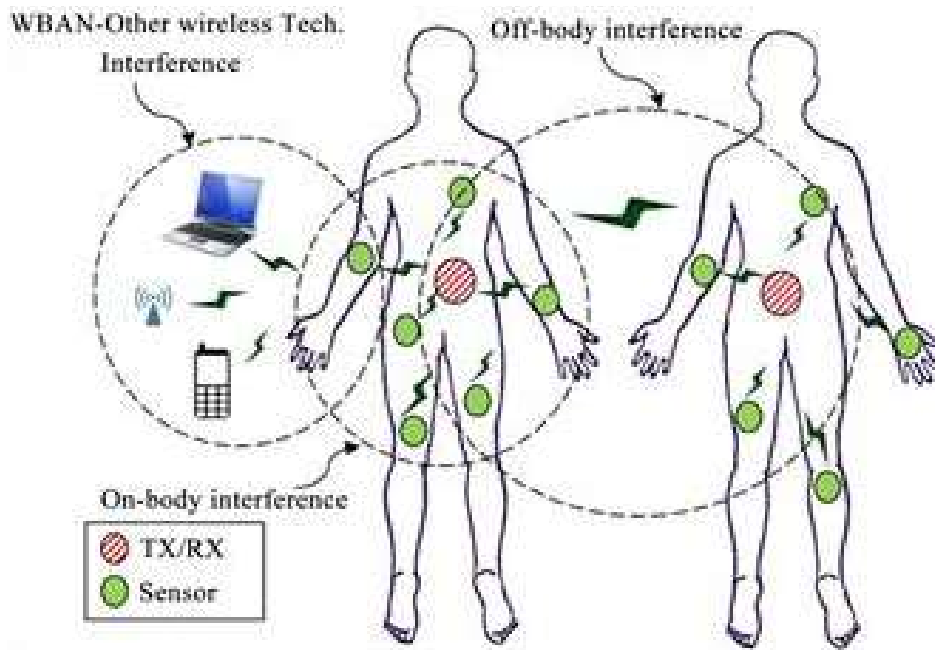


IEEE STANDARDS ASSOCIATION



<https://lifesciences.ieee.org/lifesciences-newsletter/2013/june-2013/ieee-standard-supports-development-of-innovative-body-area-networks/>





[Wireless Engineering and Technology](#) > [Vol.9 No.2, April 2018](#)

Hybrid IEEE 802.15.6 Wireless Body Area Networks Interference Mitigation Model for High Mobility Interference Scenarios

[Anthony Mile](#), [George Okeyo](#), [Ann Kibe](#)

[School of Computing and Information Technology, Jomo Kenyatta University of Agriculture and Technology, Nairobi, Kenya.](#)

DOI: [10.4236/wet.2018.92004](#) [PDF](#) [HTML](#) [XML](#) **1,347** Downloads **3,030** Views [Citations](#)

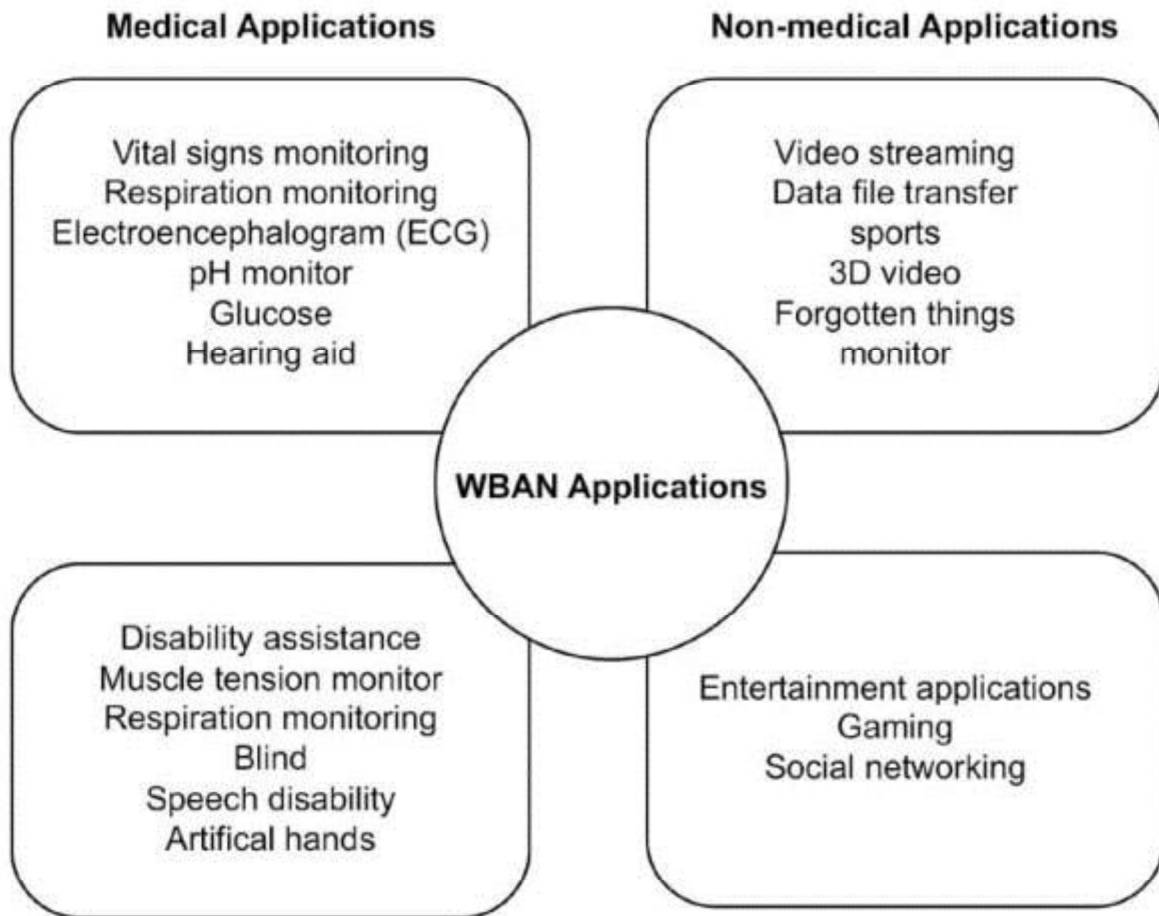
Abstract

The field of Wireless Sensor Networks (WSNs) has revolutionized tremendously in the recent past with its major application in Wireless Body Area Networks (WBANs). This has in the same dimension attracted immense interests from the researchers and technology providers. The operational modality of the WBANs is that a few sensor nodes are placed in or around the body and that they are meant to operate within a limited condition while providing high performance in terms of WBAN life time, high throughput, high data reliability, minimum or no delay and low power consumption. As most of the WBAN operates within the universal Industrial, Scientific and Medical (ISM) Narrow Band (NB) wireless band (2.4 Ghz) frequency band, this has posed a challenge in respect to inter, intra and co-channel interference especially in dense areas and high mobility scenarios. As well the body posture changes dynamically due to these mobility effects. In this paper, we propose a hybrid WBAN interference mitigation model based on Carrier Sense Multiple Access with Collision Avoidance (CSMA/CA) Contention Window (CW) approach and User Priority (UP) queues. Using Omnet++ simulation, a comparison to the IEEE 802.15.6 based WBAN protocol is presented under the standing, walking sitting and Lying postural mobility scenarios. The results show that the proposed hybrid model outperforms IEEE 802.15.6 based CSMA/CA protocol in areas of network throughput, bandwidth efficiency and network delay in these mobility postures.

Keywords

[IEEE 802.15.6](#), [Interference Mitigation](#), [WBAN Mobility](#), [Priority Queues](#), [CSMA/CA](#)

<https://www.scirp.org/journal/paperinformation.aspx?paperid=84236>



MEDICAL BODY AREA NETWORK (MBAN)

In 2014, the FCC finalized the rules for MBANs — a network of sensors/actuators worn on the human body that communicate with a controlling device via a wireless link. With a spectrum allocation in the S-band from 2360 to 2400 MHz, the ruling states that the 2360–2390 MHz band is restricted to indoor use while the rest of band is open for use in other locations (e.g., residential). The MBAN is a subset of the more general trend of wireless body area networks (WBAN) or body sensor networks (BSN) that includes nonmedical applications such as human-computer interfaces (e.g., neural interface, virtual reality), location tracking, and personal fitness tracking).

<https://www.medicaldesignbriefs.com/component/content/article/mdb/features/articles/29112>

Biophotonic Tools in Cell and Tissue Diagnostics

[Michael Brownstein](#)

The J. Craig Venter Institute

[Robert A. Hoffman](#)

BD Biosciences

[Richard Levenson](#)

Cambridge Research and Instrumentation

[Thomas E. Milner](#)

The University of Texas at Austin

[M. L. Dowell](#), [P. A. Williams](#), [G. S. White](#), [A. K. Gaigalas](#), and [J. C. Hwang](#)

National Institute of Standards and Technology, Boulder, CO 80305-3328

[Author information](#) [Article notes](#) [Copyright and License information](#) [Disclaimer](#)

[Go to:](#)

Abstract

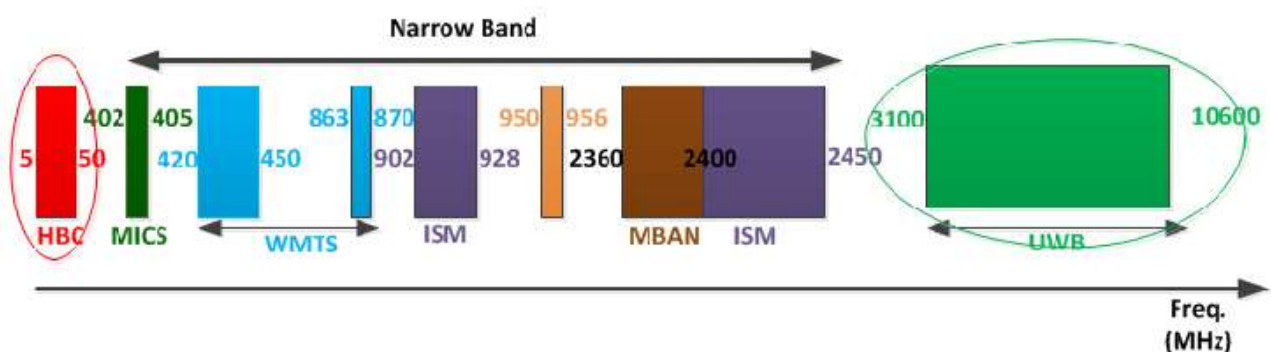
In order to maintain the rapid advance of biophotonics in the U.S. and enhance our competitiveness worldwide, key measurement tools must be in place. As part of a wide-reaching effort to improve the U.S. technology base, the National Institute of Standards and Technology sponsored a workshop titled “Biophotonic tools for cell and tissue diagnostics.” The workshop focused on diagnostic techniques involving the interaction between biological systems and photons. Through invited presentations by industry representatives and panel discussion, near- and far-term measurement needs were evaluated. As a result of this workshop, this document has been prepared on the measurement tools needed for biophotonic cell and tissue diagnostics. This will become a part of the larger measurement road-mapping effort to be presented to the Nation as an assessment of the U.S. Measurement System. The information will be used to highlight measurement needs to the community and to facilitate solutions.

1. Introduction

Since the invention of the microscope over 300 years ago, light has been used to probe biological samples. With the appearance of laser sources, versatile detectors (e.g., photomultipliers and CCD arrays), and optical filters, the use of light in biological and medical research has become increasingly sophisticated. The interaction between light and biological system leads to the modification of both; unraveling and understanding the changes is the purview of biophotonics [1]. The scope of biophotonic applications can be gleaned from the large number of examples described in recent books edited by Marriott and Parker [2,3].

To discuss diagnostic tools it is useful to have a clear picture of what is being measured. **On the most fundamental level, each cell has a fixed content of deoxyribonucleic acid (DNA) (genome) and a certain content of proteins (proteome). As currently understood, most functions of the cell are reflected in the genes that are activated, the amount of proteins expressed, and post transcription modifications that occur. Thus the meaningful measurements for elucidating the detailed state of a cell are the number and type of genes being expressed, and the proteins that are present in the cell.**

Normal cells are associated with certain characteristic levels and patterns of gene transcription and certain characteristic levels of proteins. Disease states are associated with deviations from these “normal” levels and patterns. The measurement technologies which attempt to give a detailed picture of the genome and proteome are based on microarrays for DNA and proteins. With the development of microarrays there is an expectation that more detailed knowledge of gene expression and protein content can be obtained for diagnostic purposes. For example, patterns of gene expression arrays are useful in differentiating myeloid from lymphoid leukemia. They are even more useful in the classification of heterogeneous lymphoid neoplasmas that cannot be resolved with conventional morphology analysis.



https://www.researchgate.net/figure/Radio-frequency-spectrum-for-WBAN-communications-in-IEEE-802156-standard-see-online_fig1_319237624

Conferences >2017 29th International Confe...

Low power HBC PHY baseband transceiver for IEEE 802.15.6 WBAN

Publisher: IEEE

Cite This

PDF

[Abdelhay Ali](#); [Ahmed Shalaby](#); [Mohammed S. Sayed](#); [Mohammed Abo-Zahhad](#)

Abstract:

The monitoring healthcare systems that can be used by patients wherever they are, has become very important for today efficient healthcare. Wireless body area network is one possible realization of these systems. Based on IEEE 802.15.6-2012 standard, this paper proposes a low power architecture of Human Body Communication transceiver for Wireless Body Area Network. A new efficient frame synchronization algorithm based on adaptive threshold is adopted. The proposed design is coded and simulated using MATLAB software. Then, the transceiver is implemented using Verilog and synthesized to 90nm CMOS technology. The implemented architecture meets all the standard requirements, consumes 0.63mW, and operates at a clock frequency of 42MHz.

Published in: [2017 29th International Conference on Microelectronics \(ICM\)](#)

Date of Conference: 10-13 December 2017

Date Added to IEEE Xplore: 25 January 2018

ISBN Information:

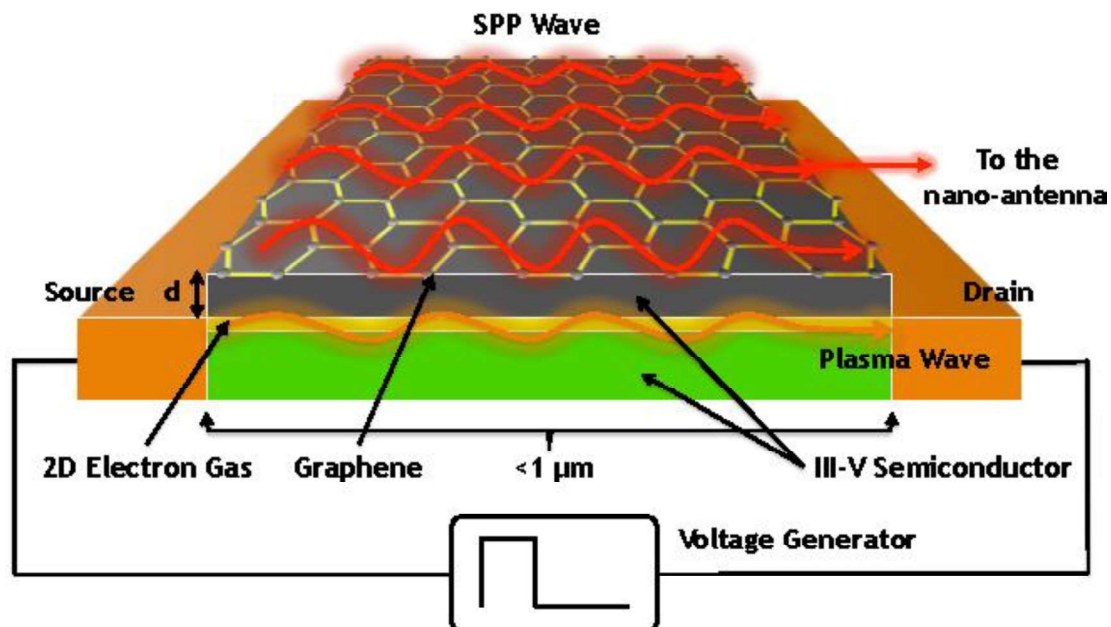
INSPEC Accession Number: 17524931

DOI: [10.1109/ICM.2017.8268857](https://doi.org/10.1109/ICM.2017.8268857)

Publisher: IEEE

Conference Location: Beirut, Lebanon

<https://ieeexplore.ieee.org/document/8268857>



- DOI: [10.1109/NANO.2015.7388948](https://doi.org/10.1109/NANO.2015.7388948)
- Corpus ID: 220644

On the feeding mechanisms for graphene-based THz plasmonic nano-antennas

- [J. Jornet](#), [A. Cabellos](#)
- Published 27 July 2015
- Physics
- 2015 IEEE 15th International Conference on Nanotechnology (IEEE-NANO)

Graphene, thanks to its ability to support Surface Plasmon Polariton (SPP) waves in the Terahertz (THz) band (0.1- 10 THz), enables the miniaturization and electrical tunability of miniature antennas suited for wireless communication among nanosystems. Despite graphene antennas have been extensively analyzed by means of modeling and simulation, no experimental proof is available to date. One of the main reasons for this is the lack of adequate signal generators and feeding mechanisms able to contact the nano-antenna with a reasonable efficiency. In this paper, two recently proposed feeding mechanisms for graphene-based THz plasmonic antennas are described. The first technique is based on the optical excitation of SPP waves by means of optical downconversion with photoconductive materials, whereas the second approach relies on electrical excitation of SPP waves on the antenna by means of a high-electron-mobility transistor. While fundamentally different, the two feeding mechanisms are able to effectively couple to a graphene-based plasmonic nanostructure and, thus, can be utilized to excite plasmonic nano-antennas in practical setups.

<https://www.semanticscholar.org/paper/On-the-feeding-mechanisms-for-graphene-based-THz-Jornet-Cabellos/7c0f9d1990d43b10553dbd8492ce11160b28c547>

The screenshot shows a YouTube video player with a presentation slide. The slide title is "GRAPHENE-BASED PLASMONIC NANO-ANTENNAS" by I. F. Akyildiz and J.M. Jornet. The slide content includes:

- Proposed the first nano-antenna based on a GNR
 - Developed a dynamic complex conductivity model for GNRs
 - Modeled the propagation of surface plasmon polariton waves in GNRs
 - Computed the antenna frequency response -> Much lower
 - Small form factor for CubeSat deployment

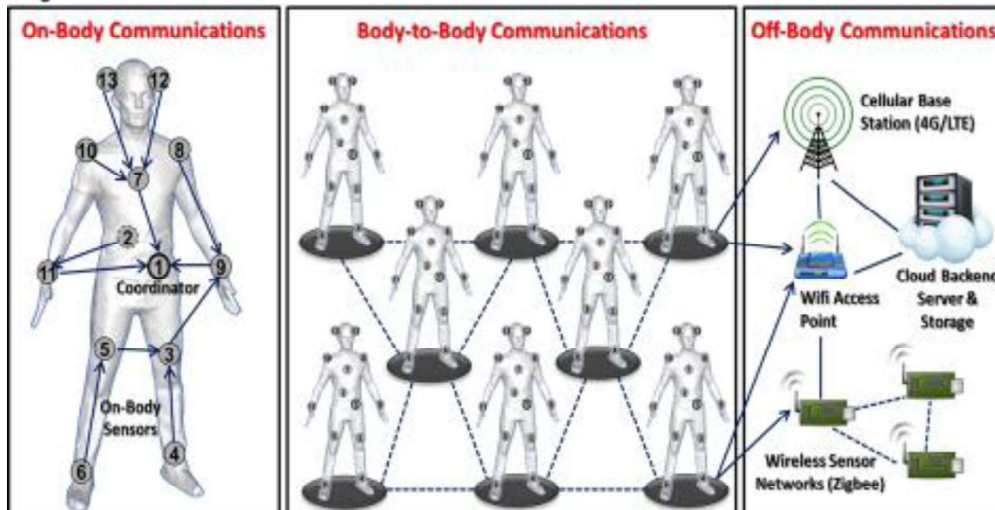
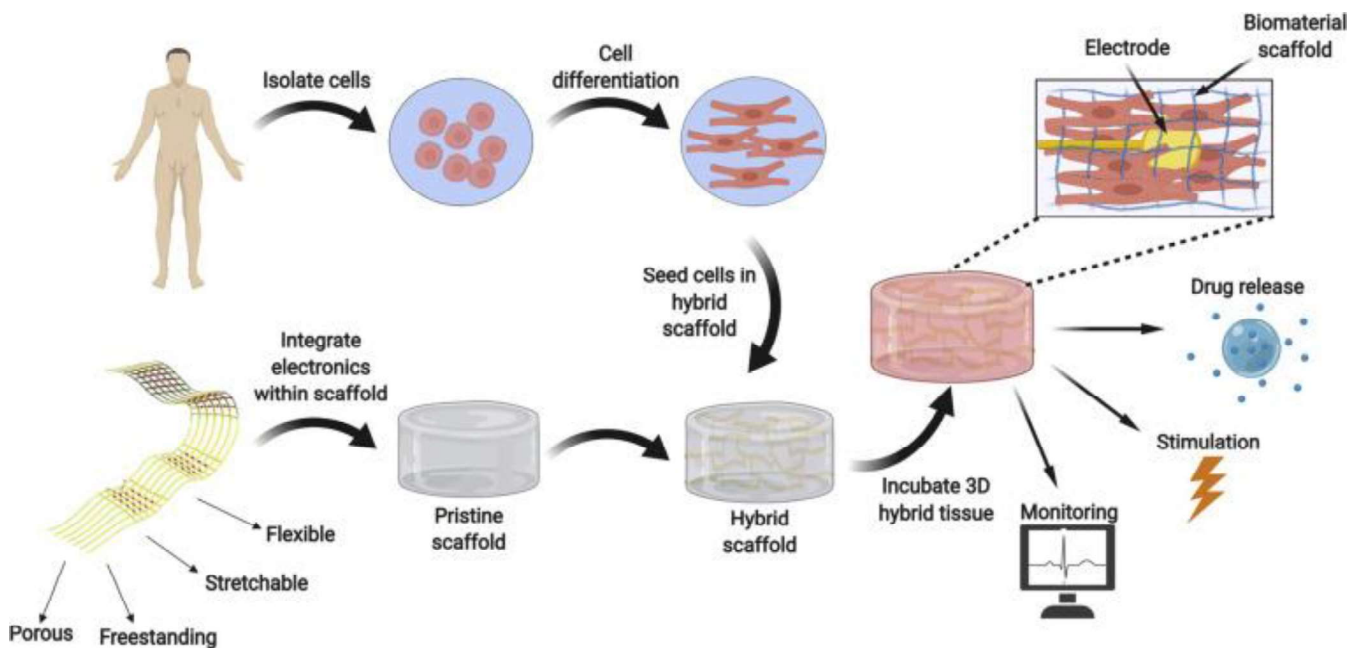
The diagram shows a 3D view of the nano-antenna structure with labels: "Ground Plane", "GNR", and "Dielectric". Dimensions are indicated as "~1 um" for the GNR width and "10-100 nm" for the dielectric thickness. The slide also mentions "IFA'2018" and "LIZBON".

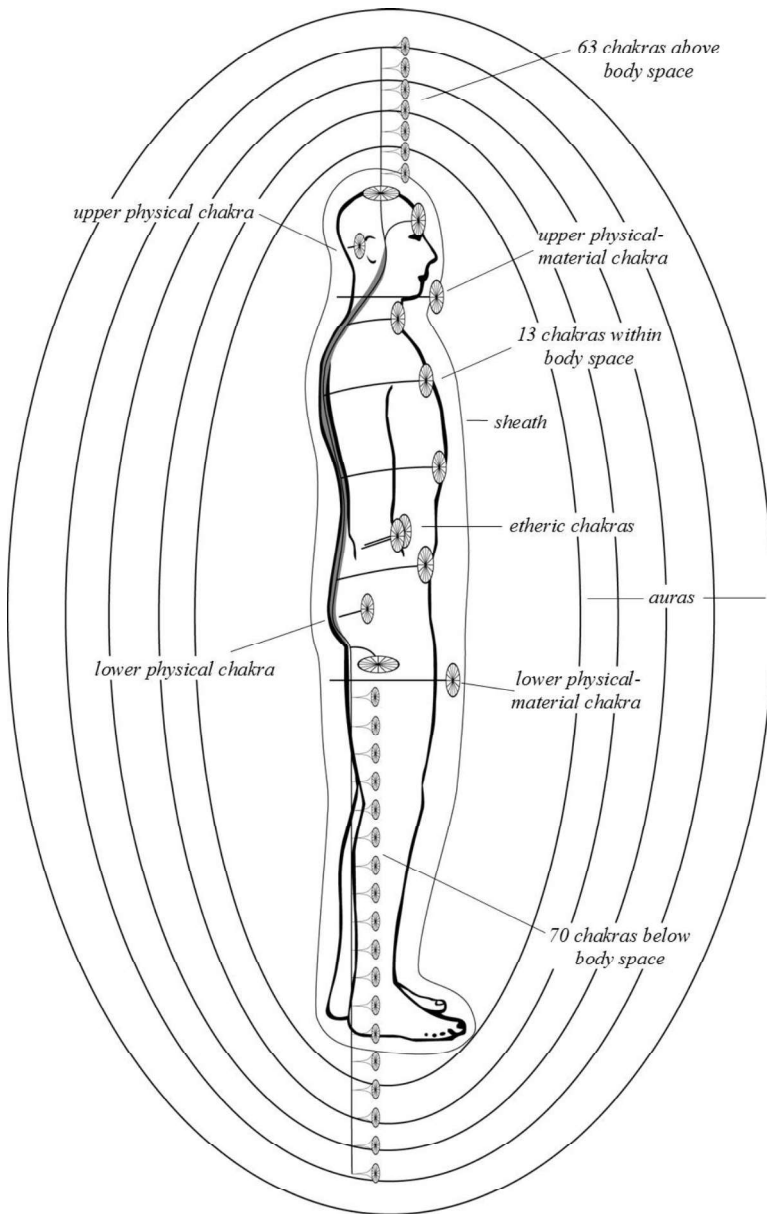
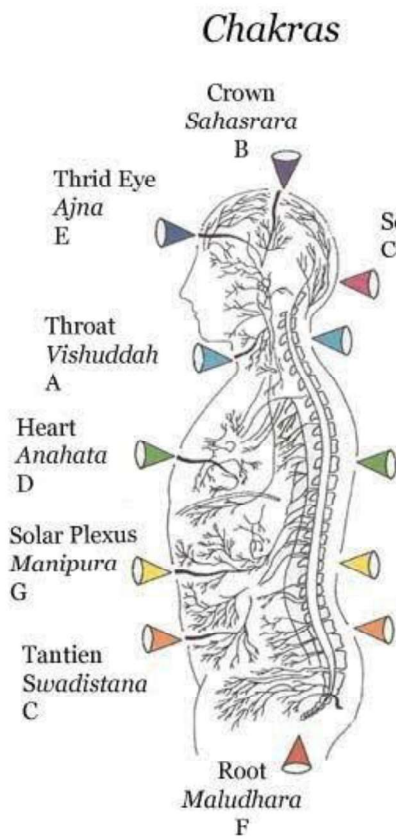
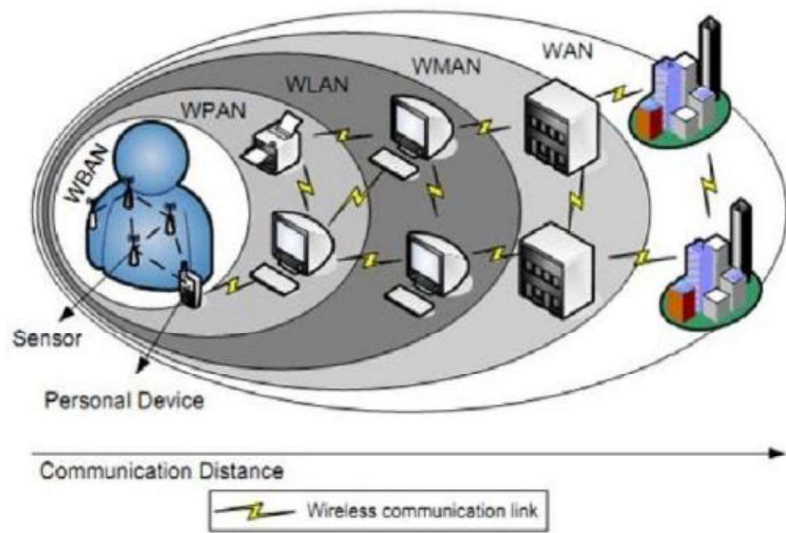
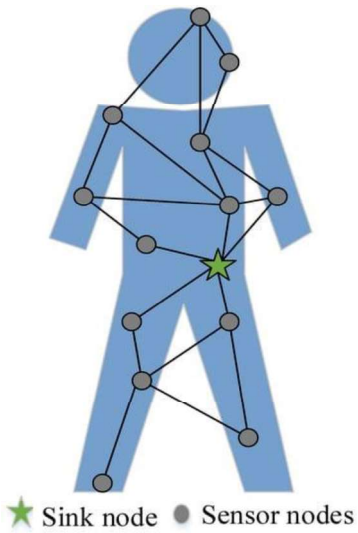
Below the video player, the video title is "Internet of Space Things" by Ian F. Akyildiz - Keynote talk at ISWCS 2018, Lisbon, Portugal. The channel is "ISWCS 2018" with 19 subscribers. The video has 787 views and was uploaded on Sep 9, 2018.

787 views Sep 9, 2018

"Internet of Space Things" by Ian F. Akyildiz - Keynote talk at ISWCS 2018, Lisbon, Portugal

<http://iswcs2018.org> Abstract: The Internet of Things (IoT) for terrestrial deployments is a major part of the next generation 5G wireless systems. However, there are many use cases such as monitoring remote areas, terrain monitoring including North and South poles, intelligent global transport management, etc. which require a more global, scalable, flexible and resilient solution. In this talk, a novel architecture of the Internet of Space Things (IoST) is introduced stemming from the fast development and application of newly designed CubeSats with compact hybrid THz/Ku/X band frequency transceivers and antenna arrays. The proposed IoST architecture is based on THz band communication for achieving terabit-per-second throughputs among CubeSats. Furthermore, software-defined networking (SDN), and network function virtualization (NFV) have been incorporated to effectively separate the abstraction of functionalities from the hardware by decoupling the data forwarding plane from the control plane, such separation is of prime importance given the limited onboard processing on CubeSats. Additionally, key parameters in the constellation design including the coverage footprint and number of CubeSats as well as orbital planes, etc. are investigated for feasibility and deployment studies at different altitudes in the exosphere orbit (800 km and above). Through the new IoST architecture, a much broader spatial and service domain with greatly enhanced efficacy can be served than with the traditional IoT solutions.





In Home Remedies/Technologies to jam/slam/buffer

Painting walls- Sealing door ways

Altar spaces – specific alignments - Where to put crystal grids in actuality –

How to assemble useful molecular tuning

Oscillation bandwidth redistribution uplink separation attenuators

Center & Focus- Basic Meditative Technique

Sitting Position

Deep breathing

In through the nose out through the mouth

Inhaling light - Exhaling tension

Relaxing the muscles consciously

Center yourself on one line straight up and down the body

Feel yourself become calm and relaxed

Focus your intent - what is it

Do standing and sitting centering and focusing

Importance of continuing to take deep breaths, not shallow

Rub hands together, feel their polarity

Push and pull of the tingling sensations - Life energy

Breathe

In through the nose, out through the mouth

Relax and become aware of your body

Center

Straight line from head to toe

Feel balance on this line and breathe into your chest

Blue sphere between heart and throat

Focus

Focus on blue sphere making it your only thought

Bright blue sphere and all other thoughts quiet

Eyes open into centered focused space

Send – Receive Method

Rub hands together, pull them apart

Feel “energy” in which ever sense

Focus on blue sphere

Send blue sphere around with self

An Energy-Efficient Routing Protocol for Reliable Data Transmission in Wireless Body Area Networks

School of Information Engineering, Henan University of Science and Technology, Luoyang 471023, China

²

Henan Key Laboratory for Machinery Design and Transmission System, Henan University of Science and Technology, Luoyang 471003, China

*

Author to whom correspondence should be addressed.

Sensors **2019**, *19*(19), 4238; <https://doi.org/10.3390/s19194238>

Received: 30 July 2019 / Revised: 24 September 2019 / Accepted: 25 September 2019 / Published: 29 September 2019

(This article belongs to the Section [Sensor Networks](#))

On the notion that kinetic energy exists in several places at once while encapsulated in a vehicle, we can then theorize that harnessing small offshoots of random patterns of energy similar to those we generate in our field is not only plausible but readily accessible.

In other words, the combustion engine is producing electricity. The road beneath you is being bit by motion, friction in perpetuity. Your body is vibrating only as fast as the mathematical formula combining the speed and all these micro energetic processes above, within and below your skin. So why not use that extra energy to process your will? Execute your intentions with a written program utilizing the structure and resources at your fingertips.

What is **car shielding**? {with your biofield}

Energetic resonance developed by your own hand, designed around your vehicle and yourself, that binds your intentions to the energy around the car, thereby neutralizing more 'chance' variables as you take control of your decisions and life line patterns. The 'lines' (the existence of all possibilities of choice, fate, life, etc.) are ever shifting, therefore accessible on layers on an algorithm.

Why would I do it?

To enforce your will and protect yourself and those you love.

There are four basic components to the beginning structures of car shielding.

Natural – This barrier sends out a pulse on the lowest level of empathic consciousness accessible to the surrounding grid area within 3-5 miles. Its presence is similar to a deer whistle, irritating small and medium game to keep them from entering the perimeter of the roadways. The shields typically exist on all roadways anyways because of the kinetic imprint left behind by all the traffic. Think about the noise, supposed pollution which is undeniably present in the strange chemical smells leftover with acrid subsistence to an animal. All these impressions gather on the mind and filter in empathically as well. ON a standalone vehicle you enact this barrier on the lower levels to sustain at your vehicles perimeter so that animals avoid not only the road, but you as well as a certainty.

Weather – There truly isn't much you can do when going into a storm. You either get behind it or ahead of it and try to stay out of it. Elemental energy on this plane seems to be a minimum. Therefore, the only manipulation truly dependably on this plane must be at the cellular level. Small barriers against the rain so windows remain clear. A sleek surface for snow and dust to flense off of. These minute shifts in the external layer of energy over top the physical layer of the vehicle, is a mirror image of what our auric layers shift like. One layer feeds into the next. Weather shields should be right on top of nature shields. The two feed off of one another naturally as well.

The following two are optional, but personally necessary for most humans.

Police Shielding – Just about everyone is guilty of speeding. However, there are some of us who appreciate a lower insurance bill even if we are late to work because the coffee pot decided to explode into your child's breakfast cereal. On that notion, onward to keeping your car invisible to "intentions of the populace that do not harm or hinder those unaffected by said broken barrier." In other words if you breaking the speed limit isn't going to cause an accident, then you simply will not be seen. It's a tricky line because should you be in an accident, you will want to be found and rescued. Emergency measures are another layer of shielding you can put in, or simply enact this layer properly and the emergency measures of the police and other human services remain alert. Save yourself the work do it right the first time. Cheating it the easy way and simply making yourself invisible is a waste

of potential energy and time when you have to uncover your bumper from the guy behind you who literally didn't see you.

Buffer Shielding – This is the largest layer you should utilize on your vehicle. This layer is purely to keep you aware and alert of other vehicles intentions and actions. This includes plowing into you at the last second for whatever reason may exist. Your subconscious reflexes tune to the vehicles around you for a full 1 mile radius. It's a lot of data, particularly when traffic jams occur, so adjust the formula to include population variation, ie the amount of people, so the radii contract appropriately. This layer also provides another physical bit of protection against people bashing your doors or swerving into your lane. Those precious few seconds of recognition may save you thousands or your life.

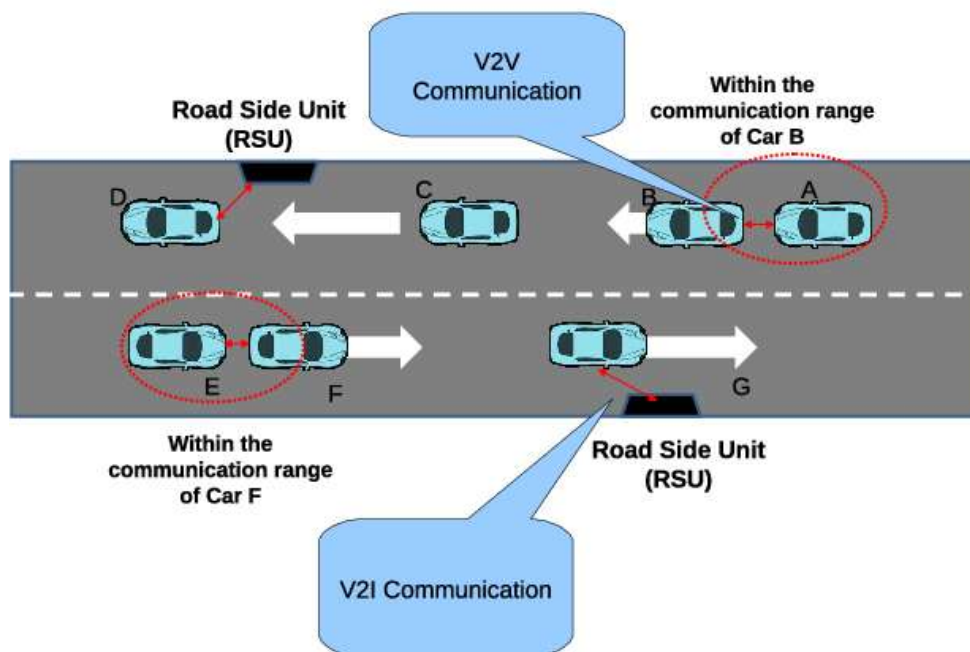
If after reading this you're not lost in the dictionary looking up words or still fidgeting with the notion that energy can be manipulated read on. My intention with this website is to help people achieve their will. Intentions that are pure remain so. Intentions that are impure remain so. I am neither responsible nor applicable to said intentions. What you do with this information affects only you. I provide only the tools, never the will to wield them beyond that of myself.

- Corpus ID: 59020920

Vehicular Ad-Hoc Networks (VANETs): A Survey

- [A. Phutela, Tulika Mehta](#)
- Published 2015
- Computer Science

Wireless networks are gaining popularity now days, as the users require wireless connectivity irrespective of their geographic position. VANETs are the promising approach to provide safety and other applications to the drivers as well as passengers. In this paper we discuss the VANET architecture, security issues, characteristics in VANETs and current solutions to these attacks.



Psinergy acknowledges four primary layers of the human bio-energetic field.

All layers extend around the body entirely, top to bottom in ellipse shape due to being hominid.

Physical Layer

This layer extends about three inches off of the epidermis. This layer fluctuates up six inches when interacting with the Emotional Layer in greater intensity which includes but is not limited to physical interactions with other elements in any molecular form.

The physical layer is nurtured by each chakra individually first and then as a collective down the spine. The central nervous system carries all messages to the body and with it the necessary codex to align, rebroadcast and amplify frequency by the nodal points of capillaries and veins in the body, known to topical study as “chakras”. These nodal points where our blood rushes carrying not only the molecules and cells to perpetuate the physical acuity necessary for survival, but also the energy correlation in these nodal bio-energetic points.

Emotional Layer

The emotional layer extends six to 12 inches beyond the epidermis. Every emotion generates from within the empathic core. The empathic core is a spherical shape that is in perpetual molecular motion. This electromagnetic information then coalesces in the heart chakra at three points, low, medium and high. The empathic core then aligns this data with the soul core, which also resides within the empathic core. Soul data then aligns with emotional data and runs right up the spine into the brain. Neuroscience studies show that lateralization of the brain is how we process. The right and left brain is a myth. Imaging studies show the brain responds to processing the self emotionally neurochemically similar to this image:

In essence, the brain regulates what you are feeling with your body first, then your eyes take it all in, and then you remember who that soul is, why you are with them and what you’re really supposed to do. Then your brain applies your current physical reality, and adjusts accordingly with physical action. All of these electromagnetic adhesions are calculated in the emotional layer. “Body memory” is often referenced as theory, when in actuality all DNA related occurrences in human history are accessible at the Physical Layer. Why then would they not also be accessible to our empathic core when it registers its existence in our medial prefrontal cortex? The answer is that the empathic core anchors itself at the base of the spine. This is also the root chakra location. Your attachment to the earth inclusive to abundance at all levels of survival is directly proportional to the wellness of your empathic core.

The Emotional Layer rotates in algorithms based on environmental and physiological variables primarily. The soul core is more inclusive to soul connections with other humans.

Mental Layer

The Mental Layer extends 12-14 inches off the epidermis. This layer operates from the throat chakra, into the third eye. At the mental layer, perception is the most important variable. All algorithms are based on ocular data first, then projection of the self, integrated ego, theologies, belief systems, self analysis, and on the variables expound. At the Mental Layer, your reality is defined and engaged by the portion of the soul utilizing the frontal lobe for primary interaction of awareness.

Neurogenesis is limited to only a few areas in the adult brain. Maintaining a healthy brain is composite to this layer. Continued learning through actual calculated perception abilities interrelated to actual neurochemical and physiological variables present in the body is imperative. The human ocular spectrum is roughly 25% of what is actually in front of us. This is because certain wavelengths do not translate in the brain. Those frequencies you interpret that everyone else tells you do not exist; certainly do exist, for you. This may be due to neurological growth, trauma or exposure to new variables of any given nature.

Soul Layer

The Soul Layer is typically 26 inches off the epidermis. This layer operates at the higher self and human consciousness level perpetually. This layer processes all incoming and outgoing frequencies to the brain that correspond with chronobiology, the rotation of our planet, the geographical location of our home and family of origin, and many other physical variables.

This layer also handles all processing of the soul core, housed within the empathic core. This layer processes in the brain at the pineal gland. The amount of DMT present in the brain in conjunction with what given amount of spinal fluid and how much of the brain is actually active, with neural pathways already present, determines your Soul Layer perspective.

This layer is typically determined by theology first, and then applied life experience and finally arriving at awareness of the self on all layers, inclusive to this one. The life experience expands within the Soul Layer into the cortexes of the brain. However, the pineal gland calcification beyond puberty is where most humans forget what they fully recognized with their own eyes as children because the brain stops producing so much DMT. The brain is flooded with DMT again when you die physically, as you transition.

Maintaining a healthy soul layer is inclusive to all theological practices and anthropological discoveries in adhesion to topical societal norms and chosen soul connections and physical reality constructs.

Keep It Simple Sabrina: K.I.S.S.

How to Guide on Biofield Practice

Biofield = interacting fields of energy and information that surround living systems, including physical, emotional, mental and spiritual layers, extending approximately 6 feet from the body

Piloerection = erection or bristling of hairs due to the involuntary contraction of small muscles at the base of hair follicles that occurs as a reflexive response of the sympathetic nervous system

Crystals for EMF protection include Tiger's Eye, Shungite, Black Tourmaline, Sodalite.

Crystals to own include Clear Quartz Points/Wands, Rose Quartz, Moss Agate, Carnelian, Onyx, Golden Healer, Amethyst, Lapis Lazuli, Fluorite, Selenite, Unakite, Bloodstone or what resonates.


Situational Awareness: Your Biofield acts as your "early warning system" against energetic incursions. Be PRESENT. Feel, see your "inner eye" until it becomes automatic. Elongate and sense through your Biofield.

Incursion early warning might include ears ringing, unexplained pain, sudden tingling/tapping on your head or piloerection.

ACTION! Use Sabrina's 5-step protocol (below) and/or declare out loud if possible, "No weapons used against me shall prosper says the Lord." You can also declare, "I have a Biofield and know how to use it!"

So how do we cultivate our energy and early warning system? How do we ACT when an incursion happens?

Getting ready:

- Stand hip width, feet parallel, legs straight but not locked at the knee or hip joint.
- Feel the connection of your feet to the ground, weight distributed evenly across the soles.
- Ask for protection from God/Jesus of Nazareth/Archangel Michael/God, or imagine your entire being in a protective bubble/egg of white/blue/color of your choice light.
- Raising your arms slowly from your hips to over your head, gather the energy/living waters of Christ.
- Then, direct that energy with your hands to the Crown of your head to third eye to throat to heart (paying extra attention to and leading from the ) to solar plexus to sacral area to the root of your spine and, finally, down your legs through the soles of your feet to the earth.
- Imagine that energy grounding you to the earth star.
- From there, feel the telluric energy and ley lines.
- Gather that accumulated energy from the ground back up from the soles to the root of your spine in a spiraling pattern.
- Slowly, feel the energy or breath of the living waters of Christ enervating your cerebral spinal fluid slowly up and down from the root to the cranium at least 3 times in a full loop
- Alternately, ground by praying Ephesians 4:6-10 "From the depths of the earth to above the highest heavens," and draw energy to yourself. "For there is one God, one Father of all, above all, through all and in us all."

Sabrina's 5-step protocol: (PRACTICE. PRACTICE. Practice in order.)

- 1) BLOCK — to hinder the passage, progress, or accomplishment of by or as if by interposing an obstruction; to shut off from view; to prevent normal functioning or action of
- 2) SHOCK — to strike with surprise, terror, horror, or disgust; to subject to the action of an electrical discharge; collide
- 3) SHUNT — to provide with or divert by means of an electrical shunt; to switch (a railroad car, a train, etc.) from one track to another; to turn off to one side : **SHIFT**
- 4) SHIELD — to protect with or as if with a shield; to provide with a protective cover or shelter; to cut off from observation : **HIDE; FORBID**
- 5) GET BENT — to deprive of or cheat out of something due or expected; to treat so as to bring about injury or loss; “screw you” middle finger raised in the air

*Definitions from Merriam-Webster Dictionary online, except “screw you.”

Solo Exercises:

Create and hold an energy ball, roughly the size of a bowling ball, in between your hands. Expand, contract, play with that energy ball.

Hold your hands almost touching until you feel the space in between getting charged. Practice separating the hands without losing the charged feeling.


Feel the arms, etc without actually touching.

Explore the borders/edges of your Biofield.

Table work:

Connect energy from the ankle to knee, knee to hip, hip to shoulder and to head on left and right side of the body. Hold space for healing to occur.

Clear and balance the chakras from the head down towards the feet sweeping the energy into a plasma vortex and out of the space via door or window. Direct it by placing an onyx by the exit. Alternatively, use a mirror to take the negative energy.

Explore working with crystals and tuning forks/sound bowls/bells. 

Partner Exercises:

Right hand down, left hand up: Send and receive energy. Hold space for each other.

With practice, do same with colors. First announce the color you are going to send. Eventually, have the recipient guess.

Group Exercises:

Hold space. Right hand down, left hand up: Create two rows. Practice sending and receiving energy. Switch to next in line.

Right hand down, left hand up: Create a circle. Practice sending and receiving energy, then colors, clockwise and counterclockwise.

Place someone in the center of the circle. Have them sense as people behind them approach. Strengthen sensitivity.

Car Shielding:

- Archangel Michael is powerful.
- Imagine your car surrounded in roses or white light.
- Tell the universe to make your car invisible, safely.
- Protect yourself and loved ones from natural (trees, animals) incursions, weather, police and other cars with your Biofield extension.
- With practice, you can use a buffer shield with a 1-mile radius (adjust as necessary).

Crystal Grid:

- Create a protective grid around your house or property.
- Carry/wear small crystals.
- Use a crystal grid for specific purpose, such as healing.
- Learn which crystals correspond with a chakra. Alternatively, use your non-dominant hand to feel for resonance/connection.
- Watch Sabrina's video discussing amplifier, resonator, director crystals.

* **Trouble feeling the energy or producing piloerection?** Practice. Ground. Breathe. Relax.

Other things to consider:

- Become familiar with your chakras. Are they centered and aligned?
- In eastern medicine, there are 3 collection areas of **chi**, energy, the upper Dan Tien (head), middle Dan Tien (heart) and lower Dan Tien (bladder area). Interestingly, Sabrina often refers to the RF Sinks at the heart and bladder. Tune in daily to the 3 areas to make sure you are cultivating and not depleting chi in those areas.
- If you're connected to ley lines, consider anointing ones near you.
- Faraday fabric and paint as well as crystals offer some shielding. However, with the ability of bio photonic monitoring, your Biofield is the best defense.
- Share Sabrina, Psinergy, technical info and Biofield practice with interested individuals.
- Never stop learning and practicing.
- Most importantly, pray! 🙏

For more information, contact psinergy.com or info@psinergy.com and Anthony, Sabrina's gatekeeper.

This document was made without Sabrina's review but from information gleaned from her classes, documents and videos.

Mark 5:36

Amen